



## SHORELINE REELS® RV HOSE AND CORD REELS




### Eliminate the Mess




**High Quality, Affordable, Compact Reels.** Southwire's Shoreline Reels® RV power cord and hose reels offer a complete line of reels for connecting recreational vehicles to utility services. These reels are designed to retrieve

quickly and store compactly. Pull the cord or hose and it free-spools off the reel. To retrieve, push the button, it's that easy!

#### Why Choose Shoreline Reels® RV power cord and hose reels?

- High torque motor provides 3x pulling power of previous design
- Quiet operation
- High quality construction
- Compact, space-saving design for easy storage
- Motorized and hand-crank options available
- Clean and safe
- Cost-effective
- Easily installs with common hand tools
- Self-contained units
- Power cord with connectors/lights
- Free spool to allow easy removal of cord or hose
- Can be hung from a ceiling or wall
- UL/CUL listed
- One-year warranty

Cord Reels		Hose Reels
<p><b>50 Amp RV Power Cord Reel</b></p> 	<p><b>Motorized Cord Storage Reel for Detachable Power Cords</b></p> 	<p><b>RV Hose Reels</b></p> 
<ul style="list-style-type: none"> <li>Reels are hardwired into the coach</li> <li>Spool sides and core are anodized aluminum</li> <li>Side frames powder coated galvanized steel</li> <li>Available with or without 4 foot pigtail that attaches the reel to the transfer switch or junction box</li> </ul> <p><b>Models:</b></p> <ul style="list-style-type: none"> <li><b>RH54331RMK</b> <ul style="list-style-type: none"> <li>Tall and narrow design</li> <li>Typically used in Class A and Super C motor homes</li> <li>33' of 6/3 8/1 Flexible Cord</li> <li>UL/CUL listed</li> </ul> </li> <li><b>RL54331LMK</b> <ul style="list-style-type: none"> <li>Low profile design allows for installation in low compartments or frame of 5th wheel</li> <li>33' of 6/3 8/1 Flexible Cord</li> <li>UL/CUL listed</li> </ul> </li> </ul>	<ul style="list-style-type: none"> <li>Low profile design for installation in low compartments</li> <li>Free spools for cord removal, powered in by drive motor</li> <li>Cord must be guided side to side on reel during retraction</li> <li>Works with all detachable power cords</li> <li>Simply slide twist lock end into spool drum and push button</li> <li>Spool sides and core are anodized aluminum</li> <li>Side frames powder coated galvanized steel</li> <li>Ceiling or wall mountability saves floor space</li> </ul> <p><b>Model:</b></p> <ul style="list-style-type: none"> <li><b>RSRM</b> <ul style="list-style-type: none"> <li>No vehicle modifications</li> <li>Cord capacity: Up to 40 feet of 50 Amp detachable power cord – not included or 75 feet of 30 Amp power cord – not included.</li> <li>UL/CUL listed</li> </ul> </li> </ul>	<ul style="list-style-type: none"> <li>Powered in by drive motor</li> <li>Spool sides and core are anodized aluminum</li> <li>Side frames powder coated galvanized steel</li> <li>Brass rotator and fittings - no plastic parts</li> </ul> <p><b>Models:</b></p> <ul style="list-style-type: none"> <li><b>RW40RMK</b> <ul style="list-style-type: none"> <li>Listed for potable water applications</li> <li>Output to coach is 0.5" MPT</li> <li>40' of 0.5" potable water drinking water hose</li> <li>IAPMO approved to NSF standards kink-free drinking safe water hose</li> <li>UL/CUL listed</li> </ul> </li> <li><b>RB20RMK</b> <ul style="list-style-type: none"> <li>Easy connection to RV macerator pumps</li> <li>Ball valve eliminates caps and plugs</li> <li>20' of 0.75" non-collapsible hose</li> <li>Hand crank and motorized versions available</li> <li>UL/CUL listed</li> </ul> </li> </ul>

Accessories		
<p><b>Switch Kit</b></p> 	<p><b>Floor Hatch and Roller Kits</b></p> 	<p><b>Round Floor Roller and Hatch Kits</b></p> 
<ul style="list-style-type: none"> <li>For use on all Shoreline Reels RV products</li> </ul> <p><b>Model:</b></p> <ul style="list-style-type: none"> <li><b>RV2100</b> <ul style="list-style-type: none"> <li>Rocker switch</li> <li>Mounting box</li> <li>Strain relief</li> </ul> </li> </ul>	<ul style="list-style-type: none"> <li>Mouse hole for cord exit</li> <li>Rollers on all sides</li> <li>Mates to floor roller</li> </ul> <p><b>Models:</b></p> <ul style="list-style-type: none"> <li><b>RV2060</b> <ul style="list-style-type: none"> <li>Hatch opening 5" x 6"</li> </ul> </li> <li><b>RV2061</b> <ul style="list-style-type: none"> <li>Hatch opening 4" x 5"</li> </ul> </li> </ul>	<ul style="list-style-type: none"> <li>180° of rollers</li> <li>3 1/2" opening for 50 Amp RV plug pass through</li> <li>90° angle bracket for under coach mounting</li> </ul> <p><b>Models:</b></p> <ul style="list-style-type: none"> <li><b>RV2050</b></li> </ul>